








Toter Recycling Guidelines

It's very important that when recycling, all recyclables are
EMPTY, CLEAN, and DRY

	<p style="text-align: center;"><u>Glass</u></p> <p>Acceptable Items: Beverage containers and food jars</p> <p>NOT Acceptable: Lids, ceramic plates, drinking glasses or dishes</p>
	<p style="text-align: center;"><u>Office Paper</u></p> <p>Acceptable Items: White & Colored Bond Paper</p> <p>NOT Acceptable: Shredded paper, bagged paper, envelopes, junk mail, labels, books, phone books, manila folders, carbon paper, folders, binders, brochures, magazines</p>
	<p style="text-align: center;"><u>Aluminum and Bi-Metal</u></p> <p>Acceptable Items: Beverage and food cans</p> <p>NOT Acceptable: Scrap metal</p>
	<p style="text-align: center;"><u>Newspaper</u></p> <p>Acceptable Items: Newspaper</p> <p>NOT Acceptable: Phone books, magazines, books</p>
	<p style="text-align: center;"><u>Plastic - #'s 1 & 2</u></p> <p>Acceptable Items: Beverage containers, milk jugs, soap & detergent bottles</p> <p>NOT Acceptable: Plastic grocery bags, food containers, bottle caps</p>

*Aluminum, Glass, and Plastic may be mixed in same toter. No plastic bag or beverage boxes in bins. Newspaper and office paper need to be placed in their own separate bins.